



2023 ANNUAL REPORT

TRANSFORM COMMUNITIES,
CHANGE KIDS' LIVES



CAL RIPKEN, SR.
Foundation

table of contents

TABLE OF CONTENTS

From Our Leadership.....	3
Cal, Sr.'s Legacy.....	4
Our Reach & Impact.....	5
STEM Centers.....	6
Youth Development Parks.....	8
Badges for Baseball.....	10
Program Evaluation.....	11
Summer Camp.....	12
Enhancement Programs.....	13
Volunteerism.....	14
Communities Served.....	15
Corporate Sponsors.....	16
Events.....	17
Board of Directors.....	20
Financials.....	21
Donors.....	26
How to Help.....	28




from our leadership

FROM OUR LEADERSHIP

We extend our deepest gratitude to all our valued partners and generous supporters whose unwavering commitment has empowered us to deliver innovative, transformational programs. Since our inception in 2001, we've been dedicated to uplifting at-risk youth, and together, we've reached over 13,000,000 vulnerable youth in underserved communities in all 50 states.

The steadfast dedication of our Board of Directors, donors, program partners, and staff has been instrumental in our success. In 2023, their collective efforts enabled us to make a profound impact, reaching over 1.4 million children with the collaboration of 824 youth partners and law enforcement agencies spanning 43 states, Washington, D.C., and the U.S. Virgin Islands.

From our wonderful programming to building parks, and recently installing STEM Centers where the need is greatest, we are so proud to share with you our 2023 annual report. We invite you to share in the inspiration of these remarkable achievements and pledge to continue in our mission to effect positive change in the lives of at-risk youth. Together, let's continue our journey of transforming communities across the nation.



Steve Salem
President & CEO



cal, sr.'s legacy

CAL, SR.'S LEGACY

Founded to honor the legacy and life of Cal Ripken, Sr., a longtime coach and mentor, the Cal Ripken, Sr. Foundation prepares at-risk youth for life's challenges by teaching them critical social emotional learning skills such as teamwork, communication, work ethic, and respect. Our character-building, educational, and healthy lifestyle programs give youth the tools they need to succeed in life and thrive within their communities.

Since 2001, the Ripken Foundation has seen steady growth and added programs, including building Youth Development Parks and installing STEM Centers, writing curricula, and creating initiatives that fortify our mission and ability to mentor young people in distressed communities across the country.



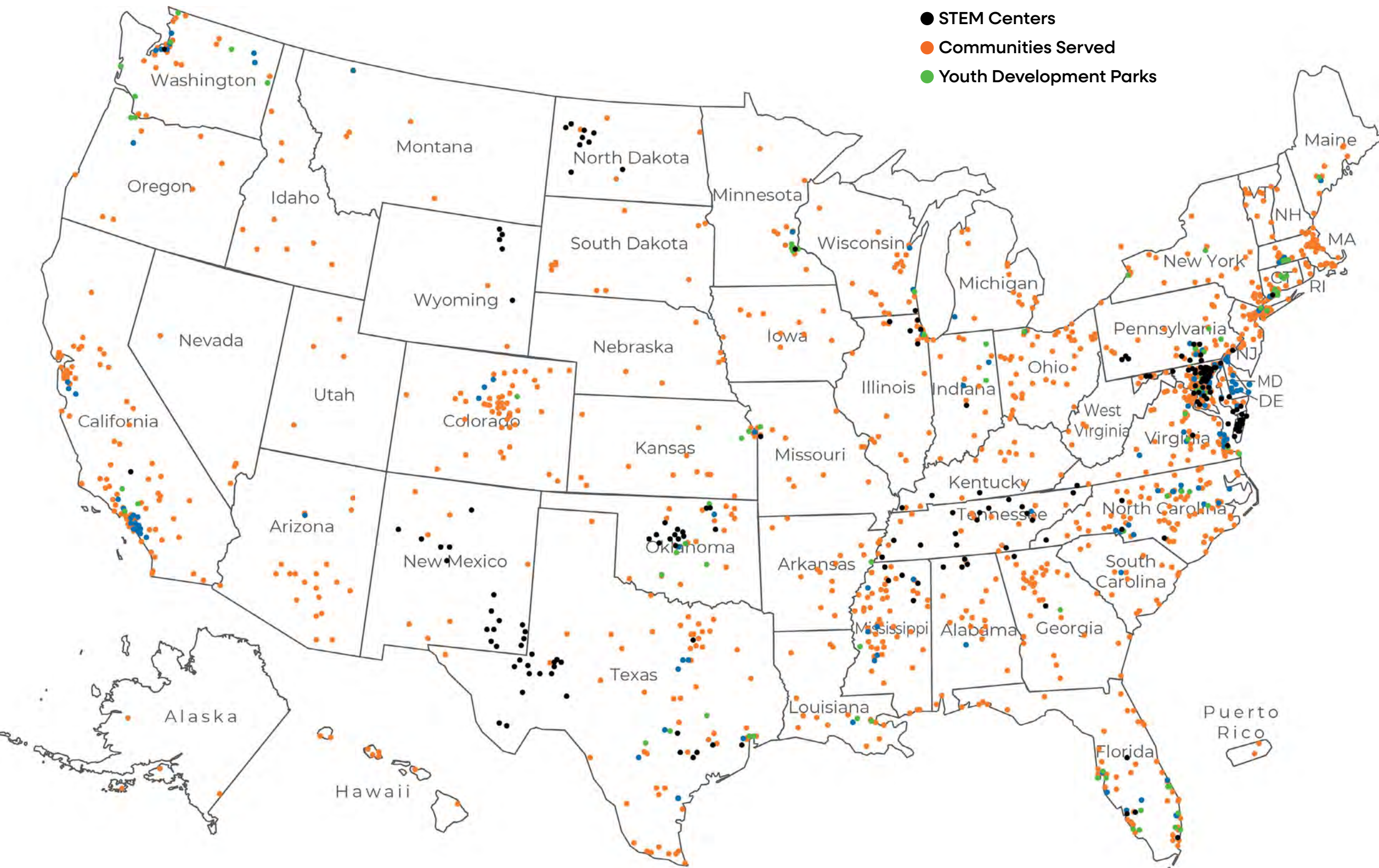
“WHAT YOU DO TODAY IS PRACTICE FOR HOW YOU WILL LIVE TOMORROW.”

CAL RIPKEN, SR.

our reach & impact

OUR REACH & IMPACT

- 2023 Badges for Baseball Locations
- STEM Centers
- Communities Served
- Youth Development Parks



1.4 million kids were impacted in **43** states, Washington, D.C., and the U.S. Virgin Islands.

118 Youth Development Parks in **27** states & Washington, D.C.

433 STEM Centers in **22** states and Washington, D.C.

824 youth partners and law enforcement agencies engaged in **331** cities and towns.

25,869 coaches, mentors, law enforcement, and volunteers working to share Ripken Foundation programs.

363,468 hours of mentoring.

495,252 youth impacted by Ripken Foundation's Online Resource Portal.

Note: This map shows the Ripken Foundation's overall impact and reach in the United States since 2001.

Over **178,000**
youth impacted

433 fully operational STEM
Centers in **22** states and
Washington, D.C.

3,475 teachers/mentors
trained to implement
STEM programs

Giving underserved kids access to STEM (Science, Technology, Engineering, and Math) learning is a priority of the Cal Ripken, Sr. Foundation. By 2023 we completed **433 fully operational, turnkey STEM programs** in Alabama, California, Connecticut, Florida, Georgia, Indiana, Kentucky, Maryland, Minnesota, Mississippi, Missouri, North Carolina, North Dakota, New Mexico, Oklahoma, Pennsylvania, Tennessee, Texas, Virginia, Washington, Wisconsin, and Wyoming, as well as in 121 school districts across the country, thanks to our corporate sponsors. Our STEM program is turn-key and can be easily implemented

in any community and requires no set space, which gives underserved kids in disadvantaged neighborhoods the opportunity to participate in STEM activities. Engaging kids at the elementary and middle school levels will encourage them to start thinking about educational attainment and their future career paths in STEM.

Each Ripken Foundation STEM Center is equipped with computers, educational STEM products, and the Ripken Foundation STEM Curriculum Guidebook featuring age-appropriate lessons, as well as printers, furniture,

and technical support. The Ripken Foundation STEM team of educators train mentors and teachers to deliver a comprehensive STEM program. Each program site is invited to participate in our annual Student STEM Challenge competition that uses real-world problem prompts to encourage students to apply STEM skills and knowledge to develop innovative solutions. Teams from our STEM Centers across the country present their solutions to a panel of judges and winners are selected.

Ripken Foundation STEM Center Locations

Aberdeen, MD (2)
Accomack, VA
Albuquerque NM
Andrews, TX (3)
Annapolis, MD
Ardmore, AL
Arlington, VA
Artesia, NM (9)
Athens, AL
Austin, TX
Bakersfield, CA
Baltimore, MD (22)
Bartlesville, OK
Bel Air, MD
Belen, NM
Bluff City, TN
Bressler, PA
Bridgeport, CT (2)
Bristol, VA
Byhalia, MS
Cadiz, KY
Calumet, OK
Cambridge, MD
Cape Charles, VA
Carlisle, PA (6)
Carlsbad, NM (10)
Charlotte, NC (6)
Chattanooga, TN
Chester, VA
Chincoteague, VA (2)

Clairton, PA
Columbia, MD
Cookeville, TN
Covington, TN
Crane, TX
Cuero, TX (3)
Dallas, TX (3)
Dalton, GA
Denton, MD
Dewey, OK
Dickinson, ND (6)
Douglas, WY
Duquense, PA
Eastville, VA
Edgewood, MD
Eldersburg, MD
Elkton, MD
El Reno, OK (3)
El Rito, NM
Eunice, NM (2)
Everett, WA
Exmore, VA
Fairview, TN
Finksburg, MD
Forest Park, OK
Forsyth, GA
Franklin, KY
Frederick, MD (4)
Gallup, NM
Germantown, MD

Grandfalls, TX
Grandview, MO
Greensboro, NC
Greenwood, TX
Hampstead, MD (3)
Hanover, PA
Harrisburg, PA
Havre de Grace, MD
Hickman, KY
Hobbs, NM (14)
Holly Springs, MS
Hope, NM
Houston, TX
Huntsville, AL (2)
Immokalee, FL
Indianapolis, IN (3)
Iraan, TX
Jackson, TN
Jal, NM (2)
Kenedy, TX
Kenosha, WI
Kermit, TX
Kingfisher, OK
Knoxville, TN
Leesburg, FL (3)
Lincoln, ND
Los Lunas, NM
Loving, NM
Lovington, NM (5)
Lumberton, NC

Madison, TN
Manchester, MD
Mandaree, ND*
Mappsville, VA
Melfa, VA
Memphis, TN (2)
Miami, FL (3)
Middle River, MD
Midland, TX (23)
Midwest City, OK
Minneapolis, MN
Monahans, TX (3)
Mt. Airy, MD
Naples, FL
Nashville, TN (3)
New Town, ND
Newport News, VA
Norman, OK
North Beach, MD
Oak Hall, VA
Odessa, TX (32)
Oklahoma City, OK (49)
Oneida, TN
Onley, VA
Parksley, VA
Parshall, ND*
Pecos, TX (2)
Philadelphia, PA
Pittsburgh, PA
Potts Camp, MS

Rio Rancho, NM
Rocky Top, TN
Roseglen, ND*
Roswell, NM (15)
Salisbury, MD (2)
Severn, MD
Sheffield, AL
Shelbyville, TN
Spencer, OK (2)
Springfield, TN
Stanton, TX
Starkville, MS
Sweetwater, TN
Sykesville, MD
Taneytown, MD (2)
Tulsa, OK (48)
Tupelo, MS
Union Bridge, MD
Washington, D.C.
Watford City, ND (2)
Weatherford, OK
Werner, ND*
Westminster, MD (8)
Williston, ND (4)
York, PA
Yorktown, TX

* Part of the Fort Berthold Reservation



Corporate STEM Partners



Clockwise (L to R): Tim Regan at a Whiting-Turner STEM Center opening; Edgewater Federal Solutions STEM Center; Monique Wallace, Harold Himmelman, Colleen Friend, Brooke Butler Wagner, Cal Ripken, Jr., and Carrie LeBow; Calvin Butler at an Exelon STEM Center; Devon and Flogistix STEM Center; Whiting-Turner STEM Center; Cal Ripken, Jr. and Greg Kahlert.

STEM CENTER PROGRAM EVALUATION

Evaluating our STEM outcomes is very important to the success of the Cal Ripken, Sr. Foundation's STEM program. Since 2022, we have partnered with Partnerships in Education and Resilience (PEAR) to lead and conduct a five-year evaluation study of the Cal Ripken, Sr. Foundation STEM Initiative using a diverse sampling of students participating at multiple STEM Center program sites across the country over a five-year period (2023-2027). PEAR has contributed to evidence-based innovations in social-emotional development (SED) and STEM in educational settings for the past 20 years and is an affiliate of the PEAR Institute at McLean Hospital and Harvard Medical School.

In 2023 and 2024, PEAR gathered program data from 2,503 fourth through eighth graders at 32 different schools using a Ripken Foundation STEM Center in New Mexico and Texas. The data highlights significant positive trends in key areas, including:

- 61% increase in STEM Engagement
- 50% increase in STEM Enjoyment
- 49% increase in Critical Thinking Skills
- 48% increase in STEM Career Interest
- 46% increase in Perseverance

Additionally, girls who completed the survey demonstrated notably greater improvements than boys across all categories, with top gains in:

- 66% increase in STEM Engagement
- 55% increase in STEM Enjoyment
- 53% increase in STEM Career Knowledge
- 53% increase in Critical Thinking Skills

Overall, the data reveals impressive advancements in the STEM identity of students across the board. The substantial gains in 21st Century and STEM skills, particularly for girls, underscore the program's success in addressing gender disparities in STEM. These positive results validate the effectiveness of the Cal Ripken, Sr. Foundation STEM program



What you dream, you can achieve. What you do, you can change the world.

At TVA, we know that STEM learning prepares students to be the workforce of tomorrow – preparing them for steady, good-paying careers that will see them through a lifetime of prosperity right here in the Tennessee Valley.

We are proud to partner with the Cal Ripken, Sr. Foundation to inspire our next generation of leaders.

STUDENT STEM CHALLENGE

As an important part of our STEM program, our annual Student STEM Challenge provides kids with an opportunity to participate in a national competition that uses real-world problem prompts to encourage students to apply their STEM skills and knowledge to develop innovative solutions. For the 2022-23 Challenge, participants were tasked to create a prototype tool that will help you develop and follow a budget.

The top two finalists included:

- 1st Place: Young Women's Academy of Midland, TX
- 2nd Place: Tulsa Dream Center of Tulsa, OK

We would like to thank our 2022-23 Student STEM Challenge Sponsors: Devon Energy and XTO Energy and our panel of judges: Joe Carrier, Melanie O'Brien, Carl Truscott, Courtney Wardlaw, and Joe Wempe.



STEM SUMMIT

In June, we hosted the first Cal Ripken, Sr. Foundation STEM Summit at Odessa College in Texas in partnership with the Permian Strategic Partnership (PSP). This event brought together experts, industry leaders, and educators to promote collaboration, innovation, and educational opportunities in the Permian Basin. Over 60 educators participated in workshops for professional development led by STEM industry experts who shared effective methods for engaging students with their STEM Center products, various STEM disciplines, and emerging technologies. These workshops emphasized the importance of diversity and inclusion in STEM fields and facilitated networking and partnership opportunities. The Summit also featured keynote speakers and panel discussions aimed to inspire the next generation of STEM professionals, strengthen the region's workforce, and foster economic growth through technological advancements and educational initiatives. Thank you to PSP for joining us in hosting this amazing event and to Odessa College for donating their facilities.




youth development parks

YOUTH DEVELOPMENT PARKS

One of the primary initiatives of the Cal Ripken, Sr. Foundation is to provide clean, safe spaces for kids to play and learn. Our Youth Development Parks are multipurpose or baseball, synthetic surface, low-maintenance fields designed to provide at-risk youth of all physical abilities with recreational, educational, and athletic experiences.

In 2023, we completed five new Youth Development Parks, bringing our grand total to **118**, including **21** Adaptive Fields for kids with special needs. Currently, we have parks operating in **27** states and Washington, D.C., giving over **602,000** kids access to a Ripken Foundation Youth Development Park.



youth development parks

YOUTH DEVELOPMENT PARKS

New Parks in 2023


Brooklyn Park, MD Brooklyn Park - 2 fields Kalamazoo, MI Derek Jeter Baseball & Softball Field - 2 fields
 Jacksonville, FL Group1001 Field at Clanzel T. Brown Park Vernon, CT Vernon Miracle Field*

Aberdeen, MD Cal, Sr.'s Yard (2011)
 Aberdeen, MD Vi Ripken Field at Ollie's Bargain Outlet Park (2014)
 Annapolis, MD Ollie's Bargain Outlet Field (2014)
 Austin, TX Don Ross Nabb Productions Field at the Home Club on the Sheth Family Campus (2019)
 Austin, TX San Juan Diego High School (2020)
 Bakersfield, CA Kevin Harvick Foundation Park (2016)
 Baltimore, MD Archbishop Curley High School Field (2016)
 Baltimore, MD Babe Ruth Field (2016)
 Baltimore, MD Banner Field at Latrobe Park (2014)
 Baltimore, MD BGE Field presented by Kelly Benefits at Reedbird Park Youth Development Park (2021)
 Baltimore, MD Eddie Murray Field at BGE Park (2017)
 Baltimore, MD Brooks Robinson Field at Group 1001 Park (2019)
 Baltimore, MD Calvert Hall High School (2018)
 Baltimore, MD Charles E. Silberstein Stadium at Kennedy Kreiger* (2014)
 Baltimore, MD CSX Field at Baybrook Park (2018)
 Baltimore, MD Ravens Field/Kelly Field (2013)
 Baltimore, MD Maryland School for the Blind* (2015)
 Baltimore, MD Memorial Field at the Y (2010)
 Baltimore, MD Patterson Park Youth Sports Center Powered by Under Armour (2012)
 Bartlesville, OK Kimrey Family Foundation Youth Development Field (2017)
 Bethany, OK Miracle Stadium at the Children's Center Rehab Hospital* (2021)
 Blaine, WA The Blaine Pavilion (2016)
 Bridgeport, CT Blackham School* - 3 Fields (2015)
 Bridgeport, CT Columbus School (2015)
 Bridgeport, CT John F. Kennedy Stadium (2015)
 Bridgeport, CT Marin School Field (2015)
 Bridgeport, CT NAPA Auto Parts Field (2012)
 Bridgeport, CT Puglio Park - 2 Fields (2015)
 Charlotte, NC Kevin Harvick Field at Group 1001 Park (2019)
 Chicago, IL Freedom Field (2015)
 Chicago, IL Read-Dunning Park (2019)

Commerce City, CO Pat Bowlen Field (2017)
 Duncan, OK Duncan High School Field (2017)
 Durham, NC Miracle League Field of Durham (2022)
 Everett, WA Gaffney Field (2014)
 Fontana, CA Fontana Universally Accessible Field* (2019)
 Fort Wayne, IN World Baseball Academy Field (2019)
 Fredericksburg, VA Sunshine Ballpark* - 2 Fields (2012)
 Greensboro, NC Kevin Harvick Foundation Park (2015)
 Greenville, NC Sarah Vaughn Field of Dreams* (2013)
 Gonzales, LA Team of Dreams Adaptive Field* (2020)
 Harrisburg, PA Mark & Betty Butler Field at Ollie's Bargain Outlet Park (2013)
 Hartford, CT Annie Fisher School (2014)
 Hartford, CT Hyland Park (2014)
 Hartford, CT Quirk West Field (2014)
 Hartford, CT Quirk West Field (2014)
 Houston, TX Harriet & Joe Foster Field* (2015)
 Houston, TX SpringSpirit Youth Sports & Education Complex (2012)
 Hutto, TX KCCO Ability Field* (2014)
 Immokalee, FL Patty & Jay Baker Field at Group 1001 Park (2020)
 Independence, MO Daniel's Field* (2014)
 Kansas City, KS George & Doris Haley Field (2015)
 Kelso, WA Rister Stadium (2019)
 Landover, MD Robert A. Callaway, Sr. Field at Group 1001 Park (2022)
 Lancaster, PA Roberto Clemente Field at Ollie's Park (2018)
 Los Angeles, CA Universally Accessible Dodgers Dreamfield at Baldwin Hills Recreation Center* (2015)
 Macon, GA Vernon Sinclair Field (2020)
 Miami, FL Charles Hadley Field (2017)
 Miami, FL Jose Marti Park (2017)
 Milwaukee, WI Journey House Felix Mantilla Little League Fields at Baran Park - 3 fields (2020)
 Minneapolis, MN Eddie Phillips Field - Fairview Park (2013)
 Minneapolis, MN North Commons Field (2013)
 Minneapolis, MN Rod Carew All-Star Field (2014)
 Minneapolis, MN Sid Hartman All-Star Field (2014)
 Muncie, IN Gainbridge Field at McCulloch Park (2022)
 Naples, FL Baker Field (2012)
 Naples, FL YMCA Adaptive Field* (2016)

Nespelem, WA Nspflm Field on Colville Indian Reservation (2022)
 Newport News, VA TowneBank Athletic Park (2014)
 Northampton Co., PA Easton Rotary Field* (2012)
 Oklahoma City, OK Southeast High School - 2 Fields (2018)
 Olathe, KS Miracle League of Olathe Field* (2014)
 Palm Beach, FL Group 1001 Field (2022)
 Portland, OR Duniway Park (2017)
 Portland, OR Lentz Park (2017)
 Queens, NY Hinton Park (2013)
 Raleigh, NC Fred Smith Company Field* (2014)
 Richmond, VA Richard J. November Field (2011)
 Robbinsdale, MN Twins All-Star Field (2014)
 San Antonio, TX Harvey E. Najim Field (2018)
 Seminole, OK Brian Crawford Memorial Sports Complex* (4) Fields and (1) Adaptive Field (2021)
 South Bend, WA South Bend High School Field (2017)
 South Bronx, NY Patterson Playground (2017)
 Spokane, WA Zakheim Family Field at Mission Park* (2017)
 Springfield, MA Berte Stadium (2012)
 Springfield, MA Archie Allen Field* (2017)
 Springfield, MA Potter Field (2020)
 St. Petersburg, FL Violet's Field* (2018)
 Tampa, FL Sulphur Springs (2016)
 Tampa, FL Glazer Family Field at NFL Y.E.T. Center (2016)
 Toledo, OH Dan Roman Field at Rick and Nancy Corbett Athletic Complex, Sponsored by Group 1001 (2019)
 Utica, NY Sal Longo Field at T.R. Proctor Park (2019)
 Vero Beach, FL Jake Owen Field (2017)
 Vero Beach, FL Jackie Robinson Training Complex (2022)
 Vicksburg, MS Sports Force Park (2019)
 Virginia Beach, VA Princess Anne Little League Field (2014)
 Walker, LA Sidney Hutchinson Challenger Field* (2017)
 Washington, D.C. Ryan Zimmerman Field (2015)
 Washington, D.C. Truesdell School (2021)
 Waterville, ME Mini Fenway Park (2014)
 West Memphis, AR Tilden Rogers Park* (2015)

(Top to Bottom): Banner Field at Latrobe Park in Baltimore, MD; Vernon Adaptive Field in Vernon, CT; Archie Allen Field Adaptive Youth Development Park in Springfield, MA.



*Adaptive Field

badges for baseball

BADGES FOR BASEBALL



2023 SNAPSHOT OF OUR MOST SUCCESSFUL PARTNERSHIPS

In **Maryland**, **5,092** kids participated in Ripken Foundation programs through **13** youth organizations, thanks to the support of multiple partnerships, including: **Governor's Office of Crime Control & Prevention; The Kahlert Foundation; Office of Juvenile Justice and Delinquency Prevention; South Baltimore Gateway Partnership; University of Maryland Medical System;** and **Washington/Baltimore High Intensity Drug Trafficking Area Task Force.**

In **North Carolina**, **3,993** kids participated in Ripken Foundation programs through eight youth organizations, thanks to the support of **Niagara Bottling**, and the **Office of Juvenile Justice and Delinquency Prevention.**

Thanks to partnerships with **Group1001, Niagara Bottling**, and **UnitedHealthcare**, **9,012** kids benefited from Community Enhancement Projects in **Florida; Illinois; Indiana; Maryland; Missouri; Ohio; Pennsylvania; North Carolina; Texas.**

Ripken Summer Camp in Aberdeen was attended by over **200** kids thanks to the support of multiple partners including: **Governor's Office of Crime Control & Prevention, Washington/Baltimore**

High Intensity Drug Trafficking Area Task Force, Naples Children & Education Foundation, Office of Juvenile Justice and Delinquency Prevention, South Baltimore Gateway Partnership, Southwest University of Maryland Medical System, and Under Armour.

In **Louisiana** and **North Carolina**, **398** kids participated in adaptive programming, thanks to the support of the **Office of Juvenile Justice and Delinquency Prevention.**



Our signature program, Badges for Baseball, created in partnership with the U.S. Department of Justice, connects law enforcement officers with at-risk youth during the critical out-of-school hours when they are most likely to commit or become a victim of crime. Using sports as the hook, law enforcement officers throughout America interact with young people and give them the tools to make smart decisions and reach their potential. In 2023, *Badges for Baseball* program reached over **30,000** youth across **30** states and D.C. with the help of **1,162** mentors.

The cornerstone of our programming is the *Badges for Baseball Coaches Manual* youth development curriculum and character education flipbooks, *Healthy Choices, Healthy Children*. Endorsed by the Association for Middle Level Education, this curriculum helps mentors to teach at-risk youth to develop sound decision-making skills by discussing choices and their consequences. These easy-to-read, handheld resources focus on:

- Adaptive Sports
- Civics & Leadership
- Financial Literacy
- Fitness
- Nutrition
- Resilience
- Rising Above Bullying

Each flipbook allows our mentors and coaches to incorporate fun and fresh ways to keep kids active and practicing a healthy lifestyle.

Partnerships with federal and state government organizations, combined with the support from private corporations, continue to help the Foundation impact kids year after year.

KEEPING KIDS SAFE

Keeping the kids in our programs safe is a top priority for the Ripken Foundation. Our National Child Protection Tool Kit is designed for youth-serving organizations to keep children safe from those who seek to harm them. This first-of-its-kind resource includes our Child Protection Policy, affordable background checks, child safety training videos, and resources, available to any organizations in America at no cost to all who register online at



www.ripkenfoundation.org/resource-portal. In 2023, 171 mentors completed our background checks and over 495,252 youth had access to Ripken Foundation youth development programs through the Resource Portal.



The three-year study by the University of Michigan Prevention Research Center concluded that *Badges for Baseball* is a **valuable and effective platform for at-risk youth** to learn critical life skills that help them to pursue and achieve their goals in life as well as build healthy, productive connections with law enforcement.

Since the inception of *Badges for Baseball*, the Ripken Foundation has worked closely with community-based organizations to not only implement our programs but evaluate the effectiveness of our efforts.

In 2018, the University of Michigan Prevention Research Center concluded a three-year research study of *Badges for Baseball* that officially categorized our program as evidence-based and helped us to better understand the effects of our program on youth developmental outcomes. Participants in the *Badges for Baseball* program are highly likely to develop in positive ways, according to these new research results. Using a longitudinal evaluation design, the research team assessed 24 developmental outcomes among *Badges for Baseball* participants at 14 sites across the U.S.

The key results of the University of Michigan study revealed that the *Badges for Baseball* participants showed significant improvement in the following measured outcomes: perceptions of substance use risk, reduction in aggressive behavior, school disciplinary actions, empathy skills, social competence, conflict resolution skills, peer support, academic competence, self-worth, personal values, community engagement, and leadership ability. The participants in the *Badges for Baseball* program also improved at a significantly faster rate than the other youth program participants in the following outcome measures: reports of personal values including personal commitments to be ethical, honest, hard-working, and responsible. In addition, the *Badges for Baseball* participants reported higher relationship skills, psychological well-being, personal values, and behaviors, as well as a decrease in risky behaviors.



74% of parents, **88%** of teachers/mentors, and **91%** of law enforcement officers saw participants become more comfortable interacting with law enforcement officers.

More than **70%** of mentors indicated that participants were spending time with a more positive group of friends.

Over **75%** of mentors noticed participants behaving more responsibly and better able to give good reasons for their actions.

More than **80%** of mentors saw mentees working harder as a result of program participation.

summer camp

SUMMER CAMP

Over the last 18 years, over **5,500** underserved youth have enjoyed attending the Ripken overnight Summer Camp. In 2023, we hosted Badges for Baseball program participants from 23 states and provided them with baseball equipment and apparel donated by corporate sponsors, including: **Governor's Office of Crime Control & Prevention, Washington/Baltimore High Intensity Drug Trafficking Area Task Force, Naples Children & Education Foundation, Office of Juvenile Justice and Delinquency Prevention, South Baltimore Gateway Partnership, University of Maryland Medical System, and Under Armour.** Transportation for all campers and chaperones was provided by **Southwest Airlines**, the official airline of the Cal Ripken, Sr. Foundation.

Through our collaboration with national law enforcement agencies, including the U.S. Marshals Service kids are able to experience a mobile command center, see a police helicopter landing, interact with K-9 dogs and officers, and experience other exciting demonstrations. During camp, kids get to live in cabins and meet other youth from across the country. They play baseball and softball, challenge themselves on a ropes course, climb a rock wall, fly across a zip line, and swim, while enjoying the pleasures of just being a kid. All activities and guest speakers reinforce important life lessons kids learn at their local *Badges for Baseball* programs, like the importance of teamwork, personal responsibility, and communication.



enhancement programs

ENHANCEMENT PROGRAMS



COLLEGE DAY EXPERIENCES

As part of the Cal Ripken, Sr. Foundation's goal of encouraging young people to continue toward a path of educational attainment, we offer special experiences in partnership with colleges and universities. These one-day events provide at-risk youth with their first exposure to college life and all that it has to offer. Important elements of each *College Day Experience* include: a tour of campus; interaction with student athletes; guest speakers and special presentations; and opportunities for kids to discuss avenues toward higher education.

In 2023, we hosted four *College Day Experiences* at **Carthage College**, **Coppin State University**, **Florida Southwestern State College**, and **Salisbury University**. The kids watched a presentation from the Admissions Department giving insight on how to apply and get into college. Youth also got to experience a tour of campus, college planning session, and participate in a question-and-answer panel with student-athletes to learn what it is like to balance academics and athletics.



HEALTHY LIFESTYLES

The **Niagara Cares**-funded Healthy Lifestyles program consists of easy-to-use fitness and nutrition activities for mentors to get kids moving and engaged while using a discussion-based curriculum to teach helpful dietary tips and cooking lessons that can be implemented in an afterschool or classroom setting.



I'M GREAT (Girls Respecting Each Other And Themselves)

I'm GREAT is a year-round youth development and mentoring program for middle school-aged girls that the Ripken Foundation introduced in 2017. This leadership program is structured around six important concepts: teaching girls how to be real, reflective, respectful, responsible, resilient, and remarkable.



BADGES FOR BASEBALL INSTRUCTIONAL LEAGUES

The Ripken Foundation provides youth-serving organizations with the resources they need to run an effective program. We teamed up with the **MLB Reviving Baseball in Inner Cities (RBI)** program to create Ripken Foundation Instructional Baseball/Softball Leagues for our program partners. These leagues offer kids in underserved communities around the country a chance to play in baseball or softball league with no fees. Every league consists of at least four teams, an eight- to ten-week schedule with play-off games, and a copy of *Cal, Sr.'s Guide*, a guidebook on rules of the game for coaches and mentors. Each player also receives a uniform and glove.

In 2023, our *Badges for Baseball* program reached over **30,000** youth across **30** states and D.C. with the help of **1,162** mentors.

Our Healthy Lifestyles program impacted **13,900** youth with the help of **467** mentors in 2023.

Through our *I'm GREAT* programs, we have impacted nearly **13,000** girls with the help of **484** mentors in nine states.


volunteerism

VOLUNTEERISM

Volunteerism and engagement are important parts of our corporate partnerships, which allow us to give back to communities and the youth-serving organizations we partner with throughout the year. Over the last six years, the Ripken Foundation has worked with national corporations to build, renovate, beautify, and bring joy to underserved communities across the U.S. through local Community Enhancement Projects. With the help of hundreds of employee volunteers, we have impacted over 120,000 people with some of the following community-based initiatives: constructing and renovating community gardens; outfitting school weight rooms and food pantries; cooking and serving healthy meals; providing sports equipment and sports-themed youth development programming; hosting sports clinics; and more.

With the help of **Group1001**, **Niagara Cares**, and **UnitedHealthcare**, we have been able to enhance fitness, nutrition, and wellness programming at our program sites across the country, while also giving opportunities to volunteer in the communities they work and live.

National Sponsors for Volunteerism & Employee Engagement Projects



HISTORICAL IMPACT OF COMMUNITY ENHANCEMENT PROJECTS

Over **120,000** students, families, volunteers, teachers, and coaches impacted

Over **6,000** pantry and supply items distributed

Over **1,700** meals and take-home kits distributed to students lacking health and nutrition resources

81 schools and community organizations supported

Over **415,000** square feet of fitness, outdoor, and nutrition spaces renovated or activated



communities served in 2023

COMMUNITIES SERVED IN 2023

The Cal Ripken, Sr. Foundation is dedicated to filling the gaps in service for at-risk youth in underserved communities across the country. Here is a detailed look at the communities we served in 2023 using our social emotional learning, juvenile crime prevention, girls leadership, healthy lifestyle, and youth mentoring programming.

ALABAMA

Selma (B)

ARIZONA

Flagstaff (B, HL)

Phoenix (C)

ARKANSAS

West Memphis (Y)

CALIFORNIA

Bakersfield (B, G, HL, L)

Canyon County (B)

Compton (L)

Gilroy (G, HL, L)

Hawthorne (L)

Hollywood (L)

Huntington (L)

Inglewood Parks (L)

Lamont (B, G, HL, L)

Long Beach (L)

Los Angeles (B, L)

Lynwood (L)

Morgan Hill (G, HL, L)

San Diego (E)

San Gabriel Valley (L)

San Jose (B, G, HL, L)

Santa Ana (B)

Venice (L)

COLORADO

Commerce City (B, HL)

Denver (B, HL, E)

Lakewood (B, HL)

CONNECTICUT

Bridgeport (B, G, HL)

Fairfield (B, G, HL)

Hartford (B, HL, L, G)

Southport (B, G, HL)

DELAWARE

Dagsboro (B)

Dover (B)

Georgetown (B)

Hockessin (B)

Laurel (B)

Milford (B)

Milsboro (B)

New Castle (B)

Newark (B)

Rehoboth Beach (B)

Seaford (B)

Wilmington (B)

FLORIDA

Groveland (C)

Hallandale Beach (B)

Immokalee (B, HL)

Miami (E)

Naples (B, HL)

Sarasota (B)

Tampa (B)

Vero Beach (B)

West Palm Beach (B)

GEORGIA

Atlanta (E)

ILLINOIS

Chicago (B, HL)

INDIANA

Fort Wayne (B)

Indianapolis (B, G)

Jefferson (C)

LOUISIANA

Gonzales (B, L)

Lake Charles (E)

MASSACHUSETTS

Holyoke (B, HL)

Springfield (B, Y)

Westfield (B)

MAINE

Waterville (B, HL)

MARYLAND

Aberdeen (B, HL)

Annapolis (B, L)

Baltimore (B, G, HL, L, E)

Bel Air (B, H)

Cambridge (B, HL)

Edgewood (B, HL)

Ellicott City (E)

Glen Burnie (B, L)

Havre de Grace (B, HL)

La Plata (B)

Landover (B, HL)

Pasadena (B, L)

Salisbury (B)

Seat Pleasant (B)

Severn (B, L)

MICHIGAN

Detroit (E)

South Haven (B)

MINNESOTA

Minneapolis (B, HL, E)

MISSISSIPPI

Byhalia (C)

Hazlehurst (B)

Jackson (B)

Jonestown (B)

Lexington (B)

Tupelo (B)

Yazoo City (B)

MISSOURI

Kansas City (B, C, L)

MONTANA

Browning (B)

NEVADA

Las Vegas (C)

NORTH CAROLINA

Cabarrus County (B)

Cary (B, L)

Charlotte (B)

Concord (B)

Durham (B, L)

Greensboro (B, G, L)

Greenville (B, L, Y)

Havelock (B, G, L)

Marshville (B)

Monroe (B)

Raleigh (B, G, HL, L)

Wake Forest (B, G, HL, L)

Winterville (B, G, L)

NEW YORK

East Harlem (B, L)

South Bronx (B, L)

OHIO

Cincinnati (E)

Toledo (B)

OKLAHOMA

Bartlesville (B, HL, L)

Oklahoma City (B, L)

OREGON

Portland (B, Y)

PENNSYLVANIA

Columbia (B)

Harrisburg (B)

Lancaster (B)

Reading (E)

York (C)

SOUTH CAROLINA

West Columbus (B)

TENNESSEE

Knoxville (B, G, HL)

TEXAS

Arlington (G)

Austin (B, C, HL)

Corpus Christi (E)

Dallas (B, C)

Fort Worth (B)

Grandfalls (S)

Greenwood (S)

Houston (B, HL)

San Antonio (B, C)

VIRGINIA

Gloucester (B, HL, L)

Hampton (B, HL, L)

Manassas (B)

Mathews (B, HL, L)

Newport News (B, HL, L)

Petersburg (B)

Richmond (B, HL, C)

Roanoke (B)

Williamsburg (B, HL, L)

Yorktown (B, HL, L)

WASHINGTON

Arlington (B, G, HL)

Edmonds (B, G, HL)

Everett (B, G, HL)

Granite Falls (B, G, HL)

Inchelium (B, G, HL)

Seattle (C)

Snohomish (B, G, HL)

Wellpinit (B, HL)

WASHINGTON D.C (B)

WISCONSIN

Green Bay (B, E)

Kenosha (G, HL)


Milwaukee (B, G)

(B): Badges for Baseball (G): I'm GREAT (H): Healthy Lifestyles (L): Instructional Leagues (C): Community Enhancement Project (E): Equipment Packages

national corporate sponsors

NATIONAL CORPORATE SPONSORS

As the Ripken Foundation continues to see a rise in the number of kids impacted through our signature programs and initiatives, we are so fortunate to partner with amazing companies who assist with the increasing needs across the country.



CREIGHTON FARMS GOLF CLASSIC

Co-Chairs: Scott Brickman and John Lee

In May, friends of the Foundation came together in Aldie, Virginia to play golf at the beautiful Creighton Farms Golf Course, enjoy dinner with Cal Ripken, Jr., and raise funds to support the Foundation.



(L to R): Scott Brickman, John Lee, and Cal Ripken, Jr.; Devin Pinkston, Richard Moore, Dan Lasik, and Nancy Lasik.



(L to R): Guests at Windy City Golf at Caves; Ron Kaminski, Cal Ripken, Jr., and Calvin Butler.

WINDY CITY GOLF AT CAVES

Co-Chairs: Calvin Butler and Ron Kaminski

The Windy City Golf Classic with Cal Ripken, Jr. was held at Caves Valley Golf Club in Owings Mills, MD. Thanks to Board members Calvin Butler and Ron Kaminski, funds were raised from a day on the greens to support the work of the Foundation.



(L to R): Kyle Neptune, Mark Rohde, Kevin Willard, Jay Wright, Brooke Butler Wagner, Jay Bilas, Roy Williams, Cal Ripken, Jr., Gary Williams, Terry Arenson, and Frank Cullotta.

COLLEGE BASKETBALL TIP-OFF LUNCHEON

Co-Chairs: Terry Arenson, Frank Culotta, Mark Rohde, and Brooke Butler Wagner

On November 1st, we hosted our 11th annual College Basketball Tip-Off event in Baltimore, MD. We welcomed Hall of Fame Coach Roy Williams to Baltimore in addition to the great panelist of coaches: Hall of Fame Coaches Gary Williams and Jay Wright, UMD coach Kevin Willard, Villanova coach Kyle Neptune, and ESPN's Jay Bilas.



(L to R): Jay Bilas, Jay Wright, Kevin Willard, Roy Williams, Kyle Neptune, and Gary Williams.




events
EVENTS

ASPIRE GALA

Co-Chairs: Tony Reagins and Dan Towriss

On March 25th, the Cal Ripken, Sr. Foundation was honored to have its friends, sponsors, and honorees come together at the Baltimore Marriott Waterfront Hotel to celebrate the work of the Foundation! We honored Billie Jean King as a tennis champion and social activist who has lived her life according to the principles of equality, empowerment, and access as well as her dedication to helping others and for being a coach in life to so many, both on and off the court.



Top Row (L to R): Nancy Lieberman, Bill Ripken, Candace Ripken, Dan Towriss, Billie Jean King, Cal Ripken, Jr., Laura Ripken, Lynda Carter, Cassidy Towriss; Tracee Bentley and Michael Waters; Steve Coan, Sekhar Naik, and Robbie Callawau. Middle Row (L to R): Bill Ripken, Billie Jean King, and Cal Ripken, Jr.; Dan Towriss; Cal Ripken, Jr., Scholar Mariah Rivera, Ellie Ripken, and Bill Ripken. Bottom Row (L to R): Jay Baker, Patty Baker, and Regina Schofield; Roger Ralph and Elaine Ralph; Mark McNaughton, Katy Newton, and Marna McNaughton; Lois Cook, Chantae McMillan, Elizabeth Montavon, Bill Shelton, Lindsey McKone, and Kara Winger; Harrold Himmelman, Ryan Ripken, Jamie Sabo, and Rachael Ripken; Norma Salem, Steve Salem, Warren Bischoff; Christina Rehkop, Tony Reagins, Ed Salem, Gregg Salem, and Amy Bischoff.

events
EVENTS



(L to R): Josh Wagner, Dan Bock, Greg Bowermaster, and Andrew Burke; Brooke Butler Wagner and Mike Murchie.

RIPKENS UNCORKED

Co-Chairs: Honorary Chairs, Hon. Laura Ripken and Cal Ripken, Jr. and Chair, Stacie Wollman

This past September, our friends and sponsors came together to enjoy wine and a selection of culinary favorites in Annapolis on the water of a private residence. We had the pleasure of having a Sports Junkie, John-Paul Flaim, and Baseball radio host and analyst, Ryan Ripken, emcee the evening. All proceeds went to support the work of the Foundation.



(L to R): Tom Fleckenstein, B'j Surhoff, Kristen Fleckenstein, Cal Ripken, Jr., Laura Ripken, Jonathan Ogden, Laura Gill Pastrana, Larry Sheets, Elise Lee, Brady Anderson, Stacie Wollman, and Carrie LeBow.



(L to R): Governor Wes Moore, First Lady Dawn Moore, Lisa Owens, and Michael Owens.

MARK BUTLER MEMORIAL GOLF TOURNAMENT

Co-Chairs: Mark DiSanto, Mike Murchie, and Brooke Butler Wagner

In October, friends of the Foundation came together to play golf at the 2nd biennial Mark Butler Memorial golf Tournament. This tournament took place at the Colonial Golf and Tennis Club in Harrisburg, PA.



(L to R): Ryan Weir, Allison Weir, Brian Kowitz, Mary Singer, Amy Kowitz, Michael Singer, Adrienne Carroll, and Chris Carroll.

SMOKE & BARREL

Co-Chairs: Bradie Barr, Alicia Matthai, and Mark Puente

The Ripken Foundation and Jonathan Ogden Foundation hosted another Smoke & Barrel event. Attendees enjoyed bourbon tastings paired with culinary favorites donated by local restaurants.

RIPKEN GOLF CLASSIC

Co-Chairs: Frank Kelly III, Paul Nolan, and Tyler Tate

On May 8th, we hosted the 17th annual Ripken Golf Classic at Woodholme Country Club in Pikesville, MD. A fun and beautiful day to benefit programming was more than par for the course.



(L to R): Paul Nolan, John Ward, Al Bumby, and Tim O'Donnell.



board of directors

BOARD OF DIRECTORS

(L to R): Joe Rossow, Christina Rehkop, Chuck Brady, Carrie LeBow, Irv Bisnov, Brooke Butler Wagner, Spencer Mason, Dr. Mohan Suntha, Mark McNaughton, Carl Truscott, Harrold Himmelman, Joe Carrier, Laura Ripken, Mike Murchie, Roger Ralph, Cal Ripken, Jr., Bradie Barr, Warren Bischoff, Stacey Ullrich, Rachael Lighty, Rick Muncrief, Robbie Callaway, and Steve Salem.



Bill Ripken

Vice Chairman, Ripken Foundation
Ripken Baseball, Inc.

Harold Himmelman

Board Chairman, Ripken Foundation
Beveridge & Diamond. P.C.

Cal Ripken, Jr.

Vice Chairman, Ripken Foundation
Ripken Baseball, Inc.

Jay Baker

Kohls Department Stores - Retired

Kenny Baldwin

SpringSpirit Baseball - Retired

Bradie Barr

Transamerica – Retired

Tracee Bentley

Permian Strategic Partnership

Warren Bischoff

RBC Wealth Management

Irv Bisnov

Cal Ripken, Sr. Foundation

Scott Brickman

Long Grove Capital

Calvin Butler

Exelon

Robbie Callaway

FirstPic, Inc.

Joseph Carrier

Franklin Templeton Investments - Retired

Dr. Stephen M. Coan

Ripon College

Jim Hall

Greg Kahlert

The Kahlert Foundation

Ron Kaminski

Quanta Services

Senator Francis X. Kelly, Jr.

Kelly Benefits

Frank Kelly III

Kelly Benefits

Donald H. Kirk, Jr.

Kirk Family Foundation
Windsor Electric Co., Inc.

John Lee IV

Rachael Lighty

Amazon HQ2

Mark McNaughton

Village Life, Inc.

Spencer Mason

David Mason + Associates

Ken Mercado

Quanta Services, Inc.

Jeanette Mills

Tennessee Valley Authority

The Honorable Mike Moore

Mike Moore Law Firm, LLC

Richard Muncrief

Devon Energy

Mike Murchie

Quandel Enterprises

Paul Nolan

McCormick & Company, Inc.

Melanie O'Brien

Southwest Airlines

Tony Reagins

Major League Baseball

Tim Reagan

The Whiting-Turner Contracting Company

J. Sargeant Reynolds, Jr.

Reynolds Development

Alan M. Rifkin, Esq.

Rifkin Weiner Livingston LLC

The Honorable Laura Ripken

Maryland Court of Special Appeals

Lonnie Ritzer, Esq.

The Honorable Regina B. Schofield

Battelle

Dr. Mohan Suntha

University of Maryland Medical System

Jermaine Swafford

Dan Towriss

Group 1001

Carl Truscott

Stacey Ullrich

BGE

Brooke Butler Wagner

Mark L. Butler Foundation
Playa Bowls

Brian Walter

M&T Bank

Courtney Wardlaw

Exxon Mobil

Marc Weller

Weller Development

Patrick Whalen

Transamerica

Stacie J. Wollman

Law Office of Stacie Wollman

Allen Wright

The Hustings Group

INDEPENDENT AUDITORS' REPORT

To the Board of Directors of the Cal Ripken, Sr. Foundation, Inc.:

Opinion

We have audited the accompanying financial statements of the Cal Ripken, Sr. Foundation, Inc. (the Foundation), which comprise the statements of financial position as of December 31, 2023 and 2022, and the related statements of activities, functional expenses, and cash flows for the years then ended, and the related notes to the financial statements.

In our opinion, the financial statements referred to above present fairly, in all material respects, the financial position of the Foundation as of December 31, 2023 and 2022, and the changes in its net assets and its cash flows for the years then ended in accordance with accounting principles generally accepted in the United States of America.

Basis for Opinion

We conducted our audits in accordance with auditing standards generally accepted in the United States of America. Our responsibilities under those standards are further described in the Auditors' Responsibilities for the Audit of the Financial Statements section of our report. We are required to be independent of the Foundation and to meet our other ethical responsibilities in accordance with the relevant ethical requirements relating to our audits. We believe that the audit evidence we have obtained is sufficient and appropriate to provide a basis for our audit opinion.

Responsibilities of Management for the Financial Statements

Management is responsible for the preparation and fair presentation of the financial statements in accordance with accounting principles generally accepted in the United States of America, and for the design, implementation, and maintenance of internal control relevant to the preparation and fair presentation of financial statements that are free from material misstatement, whether due to fraud or error.

In preparing the financial statements, management is required to evaluate whether there are conditions or events, considered in the aggregate, that raise substantial doubt about the Foundation's ability to continue as a going concern within one year after the date that the financial statements are available to be issued.

Auditors' Responsibilities for the Audit of the Financial Statements

Our objectives are to obtain reasonable assurance about whether the financial statements as a whole are free from material misstatement, whether due to fraud or error, and to issue an auditors' report that includes our opinion. Reasonable assurance is a high level of assurance but is not absolute assurance and therefore is not a guarantee that an audit conducted in accordance with generally accepted auditing standards will always detect a material misstatement when it exists. The risk of not detecting a material misstatement resulting from fraud is higher than for one resulting from error, as fraud may involve collusion, forgery, intentional omissions, misrepresentations, or the override of internal control. Misstatements are considered material if there is a substantial likelihood that, individually or in the aggregate, they would influence the judgment made by a reasonable user based on the financial statements.

In performing an audit in accordance with generally accepted auditing standards, we:

- Exercise professional judgment and maintain professional skepticism throughout the audit.
- Identify and assess the risks of material misstatement of the financial statements, whether due to fraud or error, and design and perform audit procedures responsive to those risks. Such procedures include examining, on a test basis, evidence regarding the amounts and disclosures in the financial statements.
- Obtain an understanding of internal control relevant to the audit in order to design audit procedures that are appropriate in the circumstances, but not for the purpose of expressing an opinion on the effectiveness of the Foundation's internal control. Accordingly, no such opinion is expressed.
- Evaluate the appropriateness of accounting policies used and the reasonableness of significant accounting estimates made by management, as well as evaluate the overall presentation of the financial statements.
- Conclude whether, in our judgment, there are conditions or events, considered in the aggregate, that raise substantial doubt about the Foundation's ability to continue as a going concern for a reasonable period of time.

We are required to communicate with those charged with governance regarding, among other matters, the planned scope and timing of the audit, significant audit findings, and certain internal control related matters that we identified during the audit.

SC&H Attest Services, P.C.

August 16, 2024

CAL RIPKEN, SR. FOUNDATION, INC.

STATEMENTS OF FINANCIAL POSITION

As of December 31,

2023

2022

Assets

Cash	\$ 8,584,580	\$ 8,728,123
Investments, at fair value	3,212,289	2,339,037
Grants receivable	1,309,495	717,036
Pledges receivable, net	8,868,425	8,584,728
Accounts receivable	303,416	240,067
Due from affiliates, net	34,455	33,953
Prepaid expenses and other assets	1,221,097	916,755
Property and equipment, net	1,376,723	1,665,976
Right-of-use asset - operating, net	1,149,612	1,326,211
Right-of-use asset - finance, net	17,407	23,737

Total Assets

\$ 26,077,499

\$ 24,575,623

Liabilities and Net Assets

Liabilities

Accounts payable and accrued expenses	\$ 3,470,305	\$ 1,688,039
Deferred revenue and other liabilities	1,005,290	604,236
Lease liability - operating	1,194,661	1,357,605
Lease liability - finance	17,352	23,587

Total Liabilities

5,687,515

3,673,467

Commitments and Contingencies (Note 5)

Net Assets

Without donor restrictions - board designated	1,468,590	858,437
Without donor restrictions - undesignated	3,058,241	6,720,611
With donor restrictions	15,863,153	13,323,108

Total Net Assets

20,389,984

20,902,156

Total Liabilities and Net Assets

\$ 26,077,499

\$ 24,575,623

The accompanying notes are an integral part of these financial statements.

The complete financial statement for year ended December 31, 2023 including the notes are available upon request.

CAL RIPKEN, SR. FOUNDATION, INC.

STATEMENT OF ACTIVITIES
FOR THE YEAR ENDED DECEMBER 21, 2023
(with Comparative Totals for 2022)

	<i>Without Donor Restrictions</i>	<i>With Donor Restrictions</i>	<i>2023 Total</i>	<i>2022 Total</i>
Revenues				
Federal grants	\$ 2,132,286	\$ -	\$ 2,132,286	\$ 2,398,739
State and other grants	-	188,387	188,387	170,126
Special events, net of direct benefit (\$1,360,230 and \$1,326,888, respectively)	2,388,811	-	2,388,811	1,765,181
In-kind contributions	1,098,812	-	1,098,812	899,054
Contributions	550,020	27,965,253	28,515,273	13,040,439
Merchandise sales	-	-	-	345,000
Field rental and other income	218,468	-	218,468	198,092
Investment income (loss), net of management fees	508,880	213,098	721,978	(92,440)
Net assets released from restriction	25,826,693	(25,826,693)	-	-
Net Revenues	32,723,970	2,540,045	35,264,015	18,724,191
Expenses				
Federal grants	2,132,286	-	2,132,286	2,398,739
State and other grants	3,713,814	-	3,713,814	3,128,910
Youth development parks	19,750,448	-	19,750,448	4,778,180
Management and general	3,501,230	-	3,501,230	2,816,852
Program services	5,301,507	-	5,301,507	3,495,108
Hunger campaign	-	-	-	84,185
Fundraising	1,322,158	-	1,322,158	1,582,352
Interest expense	482	-	482	827
Bad debt expense	54,262	-	54,262	569,600
Total Expenses	35,776,187	-	35,776,187	18,854,753
Change in Net Assets	(3,052,217)	2,540,045	(512,172)	(130,562)
Net Assets, beginning of year	7,579,048	13,323,108	20,902,156	21,032,718
Net Assets, end of year	\$ 4,526,831	\$ 15,863,153	\$ 20,389,984	\$ 20,902,156

The accompanying notes are an integral part of these financial statements.

CAL RIPKEN, SR. FOUNDATION, INC.

**STATEMENT OF ACTIVITIES
FOR THE YEAR ENDED DECEMBER 21, 2022**

	<i>Without Donor Restrictions</i>	<i>With Donor Restrictions</i>	<i>Total</i>
Revenues			
Federal grants	\$ 2,398,739	\$ -	\$ 2,398,739
State and other grants	-	170,126	170,126
Special events, net of direct benefit (\$1,326,888)	1,765,181	-	1,765,181
In-kind contributions	899,054	-	899,054
Contributions	273,495	12,766,944	13,040,439
Merchandise sales	345,000	-	345,000
Field rental income	198,092	-	198,092
Investment income, net of management fees	38,618	(131,058)	(92,440)
Net assets released from restriction	12,649,480	(12,649,480)	-
Net Revenues	18,567,659	156,532	18,724,191
Expenses			
Federal grants	2,398,739	-	2,398,739
State and other grants	3,128,910	-	3,128,910
Youth development parks	4,778,180	-	4,778,180
Management and general	2,816,852	-	2,816,852
Program services	3,495,108	-	3,495,108
Hunger campaign	84,185	-	84,185
Fundraising	1,582,352	-	1,582,352
Interest expense	827	-	827
Bad debt expense	-	569,600	569,600
Total Expenses	18,285,153	569,600	18,854,753
Change in Net Assets	282,506	(413,068)	(130,562)
Net Assets, beginning of year	7,296,542	13,736,176	21,032,718
Net Assets, end of year	\$ 7,579,048	\$ 13,323,108	\$ 20,902,156

The accompanying notes are an integral part of these financial statements.

CAL RIPKEN, SR. FOUNDATION, INC.

STATEMENTS OF CASH FLOWS

For the Years Ended December 31,

	2023	2022
Cash Flows From Operating Activities		
Change in net assets	\$ (512,172)	\$ (130,562)
Adjustments to reconcile change in net assets to net cash flows provided by operating activities:		
Net unrealized (gain) loss on investments	(346,408)	128,290
Depreciation	324,211	351,308
Increase in discount on pledges receivable	93,333	109,883
Amortization of right-of-use assets - operating	176,599	173,081
Amortization of right-of-use assets - finance	6,330	5,942
Provision for uncollectible grant receivable	54,262	569,600
Changes in assets and liabilities:		
Grants receivable	(592,459)	408,452
Pledges receivable	(431,292)	1,265,337
Accounts receivable	(63,349)	470,190
Due from affiliates, net	(502)	(22,098)
Prepaid expenses and other assets	(304,342)	(211,094)
Accounts payable and accrued expenses	1,782,266	(1,694,769)
Deferred revenue and other liabilities	401,054	51,122
Lease liability - operating	(162,944)	(141,687)
Net Cash Provided by Operating Activities	424,587	1,332,995
Cash Flows From Investing Activities		
Acquisition of property and equipments	(34,958)	(76,389)
Net purchases of investments	(526,844)	(855,669)
Net Cash Used in Investing Activities	(561,802)	(932,058)
Cash Flows From Financing Activities		
Repayment of lease liabilities - finance	(6,235)	(6,092)
Principal payments on note payable	-	(5,357)
Net Cash Used in Financing Activities	(6,235)	(11,449)
Net Increase (Decrease) in Cash	(143,450)	389,488
Cash, beginning of year	8,728,123	8,338,635
Cash, end of year	\$ 8,584,673	\$ 8,728,123
Supplemental Cash Flow Information:		
Cash paid for interest	\$ 482	\$ 827
Supplemental Disclosure of Non-Cash Operating Activities:		
Recognition of right-of-use assets - operating	\$ -	\$ 1,499,292
Recognition of lease liabilities - operating	\$ -	\$ 1,499,292
Supplemental Disclosure of Non-Cash Investing and Financing Activities:		
Recognition of right-of-use assets - finance	\$ -	\$ 29,679

The accompanying notes are an integral part of these financial statements.

2023 donors

2023 DONORS

Cal Ripken, Sr. Society (\$250,000+)

1 Peter 4:10 Foundation
Devon Energy Corporation
The Kahlert Foundation
Niagara Cares
Ollie's Bargain Outlet
Parity
Permian Strategic Partnership
Candace & Bill Ripken
Laura & Cal Ripken, Jr.
State of Maryland
State of Maryland Department of
Housing and Community
Development
Tennessee Valley Authority
Dan & Cassidy Towriss
Group 1001
Turn 2 Foundation, Inc.
United States Department of
Justice, Office of Juvenile Justice &
Delinquency Prevention
UnitedHealthcare Services, Inc.
Brooke & Joshua Wagner
Worthington Direct
One Anonymous Donor

Hall of Fame Society (\$100,000-249,999)

Washington/Baltimore High Intensity
Drug Trafficking Area Task Force
Chord Energy
FIELDS
Hall Neighborhood House
Kelly Benefits
Lewis Contractors

Major League Baseball
Marathon Oil Corporation
Mark & Marna McNaughton
The McNaughton Foundation
Morgan Stanley
The Scotts Company, Inc.
South Baltimore Gateway Partnership
Sphero
Sunderland Foundation
Under Armour
University of Maryland Medical
System
The WAY Foundation Inc.
One Anonymous Donor

Platinum Club (\$50,000-99,999)

Patty & Jay Baker
Patty & Jay Baker Foundation
BGE
Blue Cross and Blue Shield of
Louisiana Foundation
Boxlight
Scott Brickman & Family
Mr. & Mrs. Craig Dobbs
*The Wm. Craig and Teneen L.
Dobbs Charitable Foundation*
DraftKings Inc.
Edgewater Federal Solutions, Inc.
Elenco Electronics, Inc.
Estelle H. Yates Foundation
Exelon Corporation
ExxonMobil
Flogistix, LP
Goldberg Family Foundation, Inc.
Bonnie & Harold Himmelman

J. Babe Stearn Community Center
Kid Spark Education
Cindy & John Lee
Naples Children and Education
Foundation
Peloton
Southwest Airlines
Transamerica
The Whiting-Turner Contracting
Company
One Anonymous Donor

Gold Club (\$25,000-49,999)

Amazon
Ardmore Roderick
Battelle
Dana & Irv Bisnov
BSN Sports
Robbie & Sue Callaway
Carrier Family Foundation
Chesapeake Tunnel Joint Venture
ConocoPhillips
Constellation Energy
Encore
JoyLabz
M&T Bank
McCormick & Company, Inc.
Milton Hershey School
MZI Group, Inc.
Ozobot
Mark & Mary Piccirilli
FirstPic, Inc.
Repsol Oil & Gas USA, LLC

Mr. & Mrs. Sargeant Reynolds
*Virginia Sargeant Reynolds
Foundation*
Savvee Consulting, Inc.
ShopRite of Hunterdon County, Inc.
Stewart & Tate, Inc.
Summit Trail Advisors LLC
Taylor Bank
Mr. & Mrs. Pat Tracy
One Anonymous Donor

Silver Club (\$10,000-24,999)

The Alicia & Yaya Foundation
Melissa & Kenneth Baldwin
Baltimore Ravens
Bradie Barr & Tollie Miller
Berkeley Research Group
Bozzuto Development Company
Dr. James Brennan
The Carl M. Freeman Foundation
Chicago Title Insurance Company/
Fidelity National Title Group
Continental Realty Corporation
Cooperstown Distillery
David Mason & Associates
DH Capital, LLC
Eastern Shore of Virginia Community
Foundation
First Home Mortgage
Franklin Templeton
Pam & Joseph Geier
Groff Tractor & Equipment
Hartman Executive Advisors
Pam & Jim Hall

HBK Engineering
Infrasource
Kaiser Permanente
Meridith & Ron Kaminski
*Kaminski Family Impact
Fund*
Steve Kelly
Ken's Creative Kitchen
Pat & Don Kirk
*Kirk Family Foundation
Windsor Electric Co. Inc.*
Kyle Todd Public Service Foundation
Merritt Construction
The Michelle and Michael
Swanenburg Fund
Mid Penn Bank
Murtech
Paul & Janet Nolan
National Center for Missing &
Exploited Children
Northampton County Education
Foundation Inc.
Orrstown Financial Advisors
Mr. & Mrs. Robert Pastrana
Pinnacle Construction Inc.
PNC Bank/PNC Foundation
Quanta Services, Inc.
Elaine & Roger Ralph
Randolph D. Rouse Foundation
Alan M. Rifkin, Esq.
Rifkin Weiner Livingston LLC
Marlee & Vic Roy
SC&H Group
Sentara Health
SeventySix Capital
Squishy Circuits
Still Got Game Foundation

Universal Media Inc.
Venable LLP
Eileen & Marc Weller
Weller Development Partners
Jeffrey Cox & Stacie Wollman
Brian Wentz
Two Anonymous Donors

Bronze Club (\$5,000-9,999)

Aegis Mobile
The Annette M. and Theodore N.
Lerner Family Foundation
Booker Enterprise
Bowman Consulting Group, Ltd.
Dr. Larry Bowman
Boyer & Ritter
Betty Butler
CBRE Realty
Clearview Group LLC
David and Mikel Blair Family
Foundation
Deloitte & Touche LLP
Dickinson Public School District
Superintendent
District Photo
DREAM
Enders Insurance
Frank & Kathleen Erickson

(L to R): Jermaine
Swafford, Sarah Swafford,
and Robbie Callaway.



2023 donors

2023 DONORS

EY Baltimore
 Eyre Bus, Tour & Travel
 First National Bank Insurance Agency LLC
 John Groupe
 Haymaker Technologies
 Mr. & Mrs. David Hoffberger
 J.P. Morgan Charitable Giving Fund
 J.W. Didado Electric LLC
 Janney Montgomery Scott LLC
 JC Porter Construction
 John Burns Construction Company
 Kevin Harvick Foundation
 Kody Holdings LLC
 Brian & Amy Kowitz
 KPMG LLP
 LedgerMark
 Andria Lewis
 LTS
 MacKenzie Commercial Real Estate Services, LLC
 John & Carolyn Maroon
Maroon PR
 Maryland Management Company

McGuire Woods
 McNeese Wallace & Nurick LLC
 Members First Federal Credit Union
 Milwaukee Tools
 Michael S. Murchie & Alison S. Browdie
Triple BAR Group
 Nelson Mullins
 Nemphos Braue
 Michael Owen
 Perkins Coie
 PlaySafe
 Mr. & Mrs. Andy Poulos
 Premium Distributors of Virginia
 Prisma Health
 Reedbird Steel, LLC
 The Richard Schulze Family Foundation
 Scott Rifkin
 Mr. & Mrs. Karl Roes
 Rotary of University Place
 Smartlink Group
 Stagefront
 Terrapin

Copper Club

(\$1,000-4,999)

16W Marketing, LLC
 186 Advertising
 AAMC
 AbsoluteCare Medical Center & Pharmacy
 AC Beverage, Inc.
 Vivian Acevedo
 Advanced Productions
 Mark Alarie
 Allianz Life
 Rebecca Altman
 Stacey & Ivo Alviani
 Andrew D. Gilchrist Family Charitable
 Arthur Law Group, LLC
 Black Bear Sports Group
 Blackbyrd LLC
 Neill Blue
 The Brent Group at RBC
 Brown Advisory
 Ervin Cash
 Charles & Pastrana Sons, Inc.
 Charles Schwab
 Chesapeake Corporate Advisors, LLC
 Citizens Bank
 Cohen & Greene, P.A.
 Community Foundation for Greater Richmond
 Cornerstone Advisory
 Scott Cowperthwaite
 Frank Culotta
 Fran Czajka
 Diamondback Energy, Inc.
 Digney York Associates, LLC

Dry85
 Eastern Excavating & Grading Inc.
 Hal Erskine
 Everglaze Coatings
 Finegan Funeral Home, Inc.
 Rosalie Finegan
 Kristin & Tom Fleckenstein
 Frost & Associates
 G&G Outfitters
 Janelle Gardner
 Pete Gartlan
 GE Tignall & Co. Inc.
 Tim George
 Dr. & Mrs. George Grace
 Harvest Investment Consultants
 Health Resource Advisors
 Tracy & James Hoehn
 The Hoffberger Insurance Agency
 Carolyn Houck
 Howell Township Police Athletic League
 Indy Public Safety
 Janus Henderson
 Jimmy's Famous Seafood
 Daryl Jones
 Chris Keany
 David Kelly
 Erika Key
 Kian GATX Corporation
 Kidspark Education
 Daniel Lasik
 Lauer Philanthropic Foundation
 Leadership Through Athletics, Inc.
 Leading Authorities, Inc.
 LEARN Behavioral
 Lisa & Ralph Lingis

Dave Logan
 Loyola University
 Luminis Health
 Mace's Lane Community Center
 MaxSent
 Mr. & Mrs. Robert McGee
 Miller Brothers Chevrolet-Cadillac Inc.
 Multi-Specialty Health Care
 National Lumber
 George Nemphos
 Newell Brands Distribution
 Kevin & DJ Plank
 Andrew Pollak
 Potter Burnett Law
 Prince George's County Police Athletic League
 Jonas Purisch
 R.J. Bentley's, Inc.
 Raffaniello & Associates, LLC
 Henrik Rasmussen
 RCM&D, Inc.
 Terry & Rhonda Redmon
 Richline Group, Inc.
 Lonnie Ritzer & Allyn Feinstein
 Anita Rosnick
 Suzanne & Mark Rowan
 Marshall Rutland
 Safety Padding, Inc.
 Saint Agnes Healthcare
 Jon Schwartz
 Sandy Scott
 Shapiro Sher Guinot & Sandler
 SkyBOX, Inc.
 James Slevin
 Smoothie King
 Thomas Smyth

Michael Spiegel
 Edward St. John
 Statewide Septic Tank Service, Inc.
 Sunset Bible Church
 Timothy Tehan
 Mr. & Mrs. Carl Truscott
 UMBC
 United Way of Virginia's Eastern Shore
 University of Maryland Foundation
 USI Insurance Services
 Villanova University Athletic Department
 The Walker Hall Firlie and GPS Groups of RBC Wealth Management
 David Wilcox
 The Y in Central Maryland
 One Anonymous Donor



(L to R): Fergie Jenkins and Regina Schofield.



how you can help

HOW YOU CAN HELP



There are many ways you can help the Cal Ripken, Sr. Foundation. Your financial support will allow us to continue to offer important programs for underserved youth.

Donate Online

It's easy! Make a tax-deductible donation online at www.ripkenfoundation.org.

Match your gift

Contact your company's human resources department to find out if your employer matches charitable donation to double your investment.

Event Sponsorship

Sponsor one of our many special events throughout the year.

Gifts of Stock

If you use publicly traded stocks, bonds, or mutual fund shares to make your gift, you will receive an additional tax benefit: the IRS allows you to make your transfer to the Cal Ripken, Sr. Foundation without recognizing capital gains on the appreciation. You can make a larger donation than you could make with cash and receive a larger tax deduction.

Planned Giving

Regardless of your age or the size of your estate, there are many vehicles that allow you to balance your own income needs, the needs of your family, and your philanthropic interests.

Follow Us on Social Media

Support the Ripken Foundation by starting a fundraiser on your Facebook page for your birthday or other important milestone.

You can also contact Elise Lee at elee@ripkenfoundation.org about gift opportunities. Thank you!



TRANSFORM COMMUNITIES
CHANGE KIDS' LIVES
